


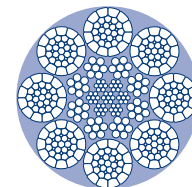


CUSHION-PAC™ 8

High Performance Ropes

Weights and Breaking Loads

Diameter inches (mm)	Rope Construction	Approx. Weight lbs/ft (kg/m)	Nominal Breaking Load tons (kN)
1-1/4 (32)	8x37 RLL Dy-Pac 8 Cushion Rope/Core	3.21 (4.78)	79.9 (711)
1-3/8 (35)	8x37 RLL Dy-Pac 8 Cushion Rope/Core	3.82 (5.68)	95.5 (850)
1-1/2 (38)	8x37 RLL Dy-Pac 8 Cushion Rope/Core	4.52 (6.73)	113.1 (1 006)
1-5/8 (41)	8x37 RLL Dy-Pac 8 Cushion Rope/Core	5.34 (7.95)	131.6 (1 171)
1-3/4 (44)	8x37 RLL Dy-Pac 8 Cushion Rope/Core	6.16 (9.17)	154.0 (1 370)
1-7/8 (48)	8x37 RLL Dy-Pac 8 Cushion Rope/Core	7.06 (10.51)	175.5 (1 561)
2 (51)	8x37 RLL Dy-Pac 8 Cushion Rope/Core	7.86 (11.70)	197.0 (1 753)
2-1/8 (54)	8x37 RLL Dy-Pac 8 Cushion Rope/Core	9.10 (13.54)	226.2 (2 013)
2-1/4 (57)	8x37 RLL Dy-Pac 8 Cushion Rope/Core	10.14 (15.09)	251.6 (2 238)
2-3/8 (60)	8x37 RLL Dy-Pac 8 Cushion Rope/Core	11.21 (16.68)	277.9 (2 472)
2-1/2 (63)	8x37 RLL Dy-Pac 8 Cushion Rope/Core	12.55 (18.67)	312.0 (2 776)
2-5/8 (67)	8x37 RLL Dy-Pac 8 Cushion Rope/Core	13.98 (20.80)	348.1 (3 097)
2-3/4 (70)	8x50 RLL Dy-Pac 8 Cushion Rope/Core	15.17 (22.57)	359.8 (3 201)



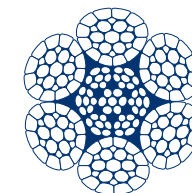
Breaking load values are based on a 1% design oversize tolerance for Cushion Core and a 4% after plastic design oversize tolerance for Cushion Rope. Breaking load values are subject to a minus tolerance of 2.5%.

POWER-PAC®

High Performance Ropes

Weights and Breaking Loads

Diameter inches (mm)	Rope Construction	Approx. Weight lbs/ft (kg/m)	Nominal Breaking Load tons (kN)
1/2 (13)	6x25 RRL Power-Pac	0.63 (0.94)	18.6 (166)
9/16 (14)	6x25 RRL Power-Pac	0.78 (1.16)	23.7 (211)
5/8 (16)	6x25 RRL Power-Pac	1.01 (1.50)	28.5 (253)
11/16 (17)	6x25 RRL Power-Pac	1.18 (1.76)	35.3 (314)
3/4 (19)	6x25 RRL Power-Pac	1.41 (2.10)	42.2 (376)
13/16 (21)	6x25 RRL Power-Pac	1.63 (2.43)	49.3 (439)
7/8 (22)	6x25 RRL Power-Pac	1.91 (2.84)	56.0 (499)
15/16 (24)	6x25 RRL Power-Pac	2.20 (3.27)	66.1 (588)
1 (25)	6x25 RRL Power-Pac	2.53 (3.77)	73.7 (656)
1-1/8 (29)	6x25 RRL Power-Pac	2.97 (4.42)	92.9 (827)
1-1/4 (32)	6x25 RRL Power-Pac	3.83 (5.70)	112.1 (997)
1-3/8 (35)	6x31 RRL Power-Pac	4.62 (6.88)	128.6 (1 145)



Breaking load values are subject to a minus tolerance of 2.5%.



Certified
API - 9A&Q1



SERVICE REPRESENTATIVE